

Getting Started at shopwithscrip™ .com

ShopWithScrip.com is the online ordering system that our organization will use to gather your scrip orders. This site offers you convenience – you can now order scrip from any internet-connected computer at home, school, or office.

Who Can Use ShopWithScrip?

Any family can use ShopWithScrip – however, to place orders, **you have to create a free account at ShopWithScrip.com.**

How to Register

To register with ShopWithScrip, first open up your web browser, and go to www.shopwithscrip.com. To register a new account, go to the green **Family Sign Up** box on the left side, and click "Create Account".

Family Sign Up!

Ready to get started? Create a ShopWithScrip account now!

Create Account

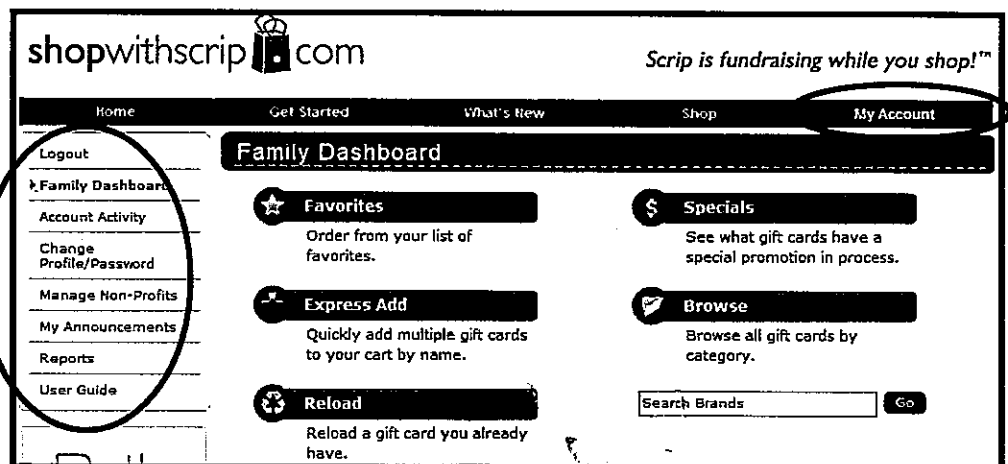
Follow the simple registration instructions and accept the terms and conditions of using the site.

Before you can place an order, you must enter our organization's enrollment code, listed below. By associating this code with your newly created account, the ShopWithScrip system will correlate your shopping activity with our non-profit organization.

Using ShopWithScrip.com

You can manage your account through the Family Dashboard. To access your Dashboard, click "My Account," at the top of any page.

From here, you can check your account activity, change your profile and password, add, remove, and modify organizations you belong to and read coordinator and site announcements.



Six Easy Ways to Order

To place an order, you can shop right from your Family Dashboard!

- **Favorites:** Order the same products each week? Add these items to your Favorites list for easy ordering in the future.
- **Express Add:** Know exactly what you want? Quickly add the items to your cart using this feature.
- **Reload:** Don't want to wait for your card to be shipped? Easily add funds to selected cards here.
- **Specials:** Want to order the best discounts possible? Add these items to your cart directly from the specials list.
- **Browse:** Looking for a gift? Not sure what's available? Use this feature to shop by category.
- **Search Brands:** Know what you want but not sure if it's available? Enter all or part of the retailer name in the box to find a list of items containing those letters.

ShopWithScrip Enrollment Code:

CE2BCC631151L

Scrip Program Coordinator:

Christine Charbonneau

scrip@st-marysschool.com

715-246-2469

Happy ordering,

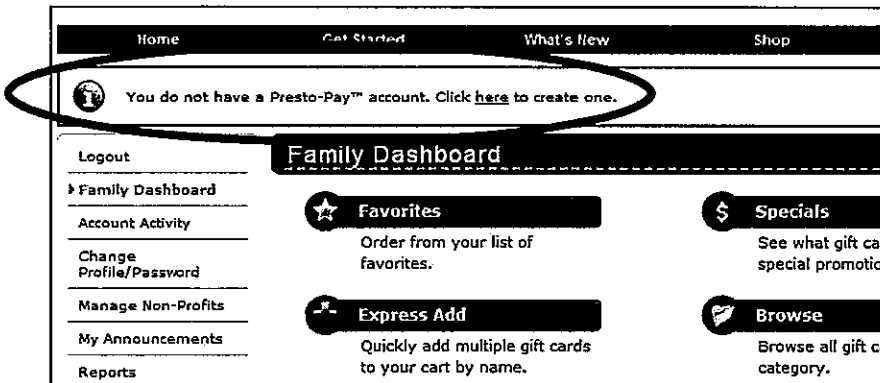
Christine Charbonneau

prestopayTM

The online family payment service at ShopWithScrip.com

Presto-PayTM is a convenient way for your family to pay your organization on-line at the time you place your order. GLSC will accept the payment on behalf of your non-profit organization.

GLSC will immediately debit your checking account for the face value amount of your order, plus a small convenience fee of \$0.39, and hold that payment until your non-profit's order has been released by your coordinator.



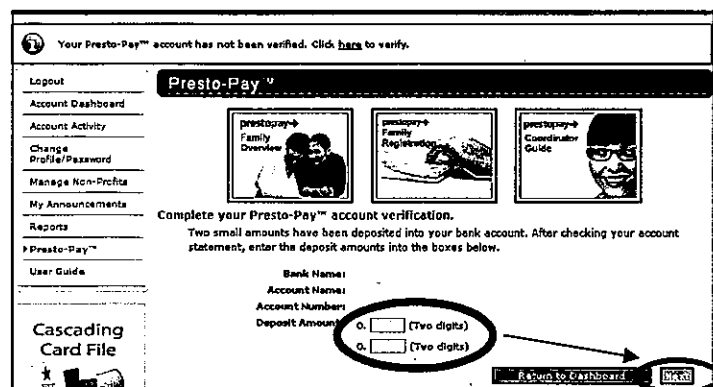
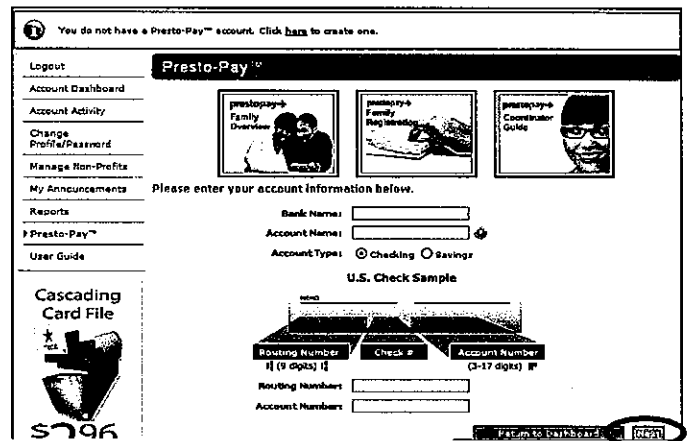
Once your organization has enabled you to use this feature, you will notice a message like the one on the left. Simply click on the link to begin the enrollment process.

Carefully read the terms and conditions for Presto-Pay and select "Yes, and I Agree."

On the registration page (shown at right), enter all of the required banking information and click "Next" to submit.

At this point, you will need to wait for GLSC to verify the account. This process typically takes one to two business days, but some banks may need a few more. You can still place your order, but must pay by check until your account is completely verified.

During the next few days, watch for two small deposits of money to be made IN to the account you have designated. Take note of both amounts and return to your Account Dashboard on ShopWithScrip.com.



Notice the message at the top of your screen, "Your Presto-Pay Account has not been verified. Click [here](#) to verify."

To continue the verification process, enter the amounts supplied by your bank as deposited by GLSC, and click "Next" to complete the enrollment process.

You are now ready to Presto-Pay!